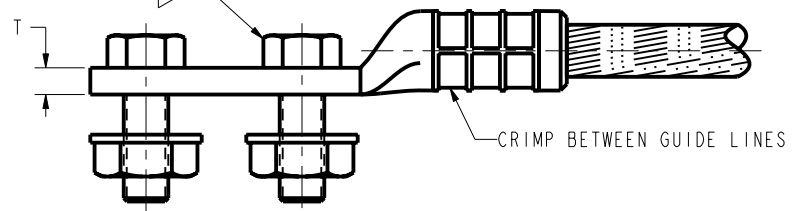
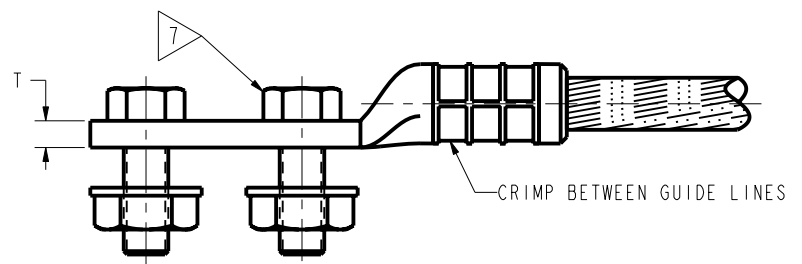
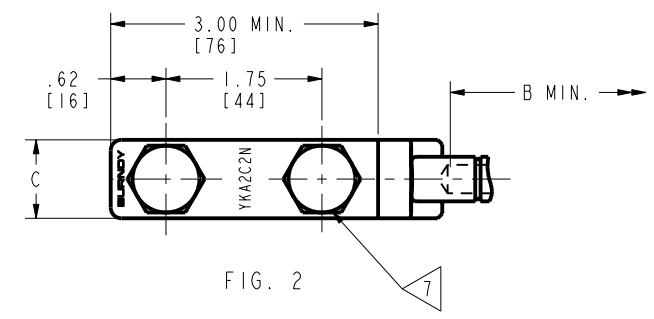
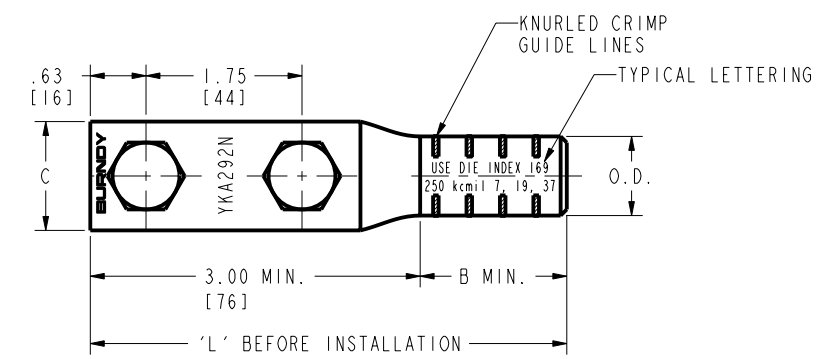


REV	DATE	DESCRIPTION	ECO	BY	C'H'K.
A	12/27/2009 5:30:00 AM	REDRAW IN PROE	18602	AD	MA

CATALOG NUMBER	COPPER CONDUCTOR			STUD SIZE	FIG. NO.	DIMENSIONS					INSTALLATION TOOLING (# CRIMPS)										
	AWG.	kcmil	STR.			B	C	L REF.	O.D.	T	DIE INFORMATION		MECHANICAL RATCHET		HYDRAULIC				KEARNEY DIE WH-TOOL	WIRE STRIP LENGTH	
											DIE INDEX	TYPE	OUR840	MD6/MD7	Y35, Y39, Y750, BAT35, BAT750	4>T46	3>Y45	Y48B			Y60BHU
D YKA6C2N	#6 STR.	(.183)	7		2	1.07 [27]	.88 [22]	5.06 [129]	.50 [13]	.31 [8]	163	DIE SET	WI63(3)	WI63(3)	5> U163(3)	5> U163(3)	5> U163(3)	6> C163(2)	----	----	1-3/16"
YKA4C2N	#4 STR.	(.231)	7		2	1.07 [27]	.88 [22]	5.06 [129]	.50 [13]	.31 [8]	163	DIE SET	WI63(3)	WI63(3)	5> U163(3)	5> U163(3)	5> U163(3)	6> C163(2)	----	----	1-3/16"
YKA2C2N	#2 STR.	(.291)	7		2	1.07 [27]	.88 [22]	5.06 [129]	.50 [13]	.31 [8]	163	DIE SET	WI63(3)	WI63(3)	5> U163(3)	5> U163(3)	5> U163(3)	6> C163(2)	----	----	1-3/16"
YKA2W2N	#2 SOL.	(.258)	7		2	1.07 [27]	.88 [22]	5.06 [129]	.50 [13]	.31 [8]	163	DIE SET	WI63(3)	WI63(3)	5> U163(3)	5> U163(3)	5> U163(3)	6> C163(2)	----	----	1-3/16"
YKA262N	2/0 STR.	(.420)	7 19,37	1/2"	1	1.72 [44]	.97 [25]	5.27 [134]	.71 [18]	.26 [7]	166 OR 206	DIE SET	----	WI66(4)	U166(3)/U459(3)	U166(3)/U459(3)	U166(3)/U459(3)	C166(1)	L166(1)	5/8(1)	1-13/16"
YKA282N	4/0 STR.	(.552)	7, 12 19, 37		1	1.62 [41]	1.22 [31]	5.35 [136]	.89 [23]	.30 [8]	168 OR 208	DIE SET	----	----	U168(3)	U168(3)	U168(3)	C168(1)	L168(1)	----	1-11/16"
YKA292N	250 kcmil	(.575)	7 19, 37		1	1.81 [46]	1.33 [34]	5.52 [140]	.95 [24]	.34 [9]	169	DIE SET	----	----	U169(4)	U169(4)	U169(4)	C169(1)	L169(1)	----	1-7/8"
YKA302N	300 kcmil	(.631)	19 37, 61		1	1.71 [43]	1.42 [36]	5.54 [141]	1.05 [27]	.39 [10]	170	DIE SET	----	----	U170(5)	U170(5)	U170(5)	C170(1)	L170(1)	----	1-13/16"
YKA322N	400 kcmil	(.728)	19, 37		1	2.78 [71]	1.67 [42]	6.72 [171]	1.24 [31]	.48 [12]	209	DIE SET	----	----	U209(6)	U209(6)	U209(6)	C209(2)	L209(2)	----	2-7/8"
YKA342N	500 kcmil	(.815)	19 37, 61		1	2.53 [64]	1.88 [48]	6.52 [166]	1.38 [35]	.51 [13]	210	DIE SET	----	----	U210(6)	U210(6)	U210(6)	C210(2)	L210(2)	----	2-5/8"
C YKA392N	750 kcmil	(.998)	37, 61		1	3.00 [76]	2.31 [59]	7.22 [183]	1.70 [43]	.64 [16]	627	DIE SET	----	----	----	----	----	C627(3)	L627(2)	----	3-1/16"
YKA442N	1000 kcmil	(1.152)	61		3	3.31 [84]	2.00 [51]	7.64 [194]	2.00 [51]	.50 [13]	345	DIE SET	----	----	----	----	----	C345(4)	L345(2)	----	3-3/8"



NOTES:

- MATERIAL: (FIG. 1) COPPER TUBING
(FIG. 2) CAST COPPER
(FIG. 3) CAST COPPER ALLOY TONGUE WITH COPPER SLEEVE
- FINISH: TIN PLATED.
- CATALOG # PT6515 ADAPTOR IS REQUIRED TO USE "U" DIES IN Y45 SERIES TOOLS.
- CATALOG # PUADP-1 ADAPTOR IS REQUIRED TO USE "U" DIES IN Y46 SERIES TOOLS.
- 3 CRIMPS MADE SIMULTANEOUSLY.
- CRIMPS OVERLAP.
- BRAZED IN HEX. HEAD BOLTS (SILICON BRONZE) AND HEX FLANGE NUTS INCLUDED IN CAT. NO.
- DIMENSIONS IN BRACKETS [] ARE IN MILLIMETERS ROUNDED OFF TO THE NEAREST MILLIMETER, UNLESS OTHERWISE NOTED, AND ARE FOR REFERENCE ONLY.

TO ORDER BURNDY® PRC

HYLUG™ (COPPER) NEMA	
ITEM NO:	N/A
CAT. NO:	YKA-2N (TABLE)
DRAWN BY:	MAP 1/21/63
CHECKER:	EPG 1/24/63
DSN APPVL:	A BRAZEAU 4/17/96
MFG APPVL:	A BECK 6/10/96
QA APPVL:	J BRODEUR 6/10/96
MKT APPVL:	R PELLETIER 5/13/96
PROJ. #:	---
DOCUMENT TYPE:	Sales
REL. LEVEL:	Released
SCALE:	1:1
DRAWING NO.	SD053051-01
REV.	A
SHEET	1 OF 1

REV: PE0200